



# Instagram Profiles Report

## for javieflats


Mar 01, 2016 - Mar 31, 2016

The Instagram Profiles Report gives you insight on all social activity across your Instagram accounts using a blend of Instagram metrics and proprietary metrics of our own.

## Top Instagram Posts



@javieflats  
86 Engagements



@javieflats  
69 Engagements

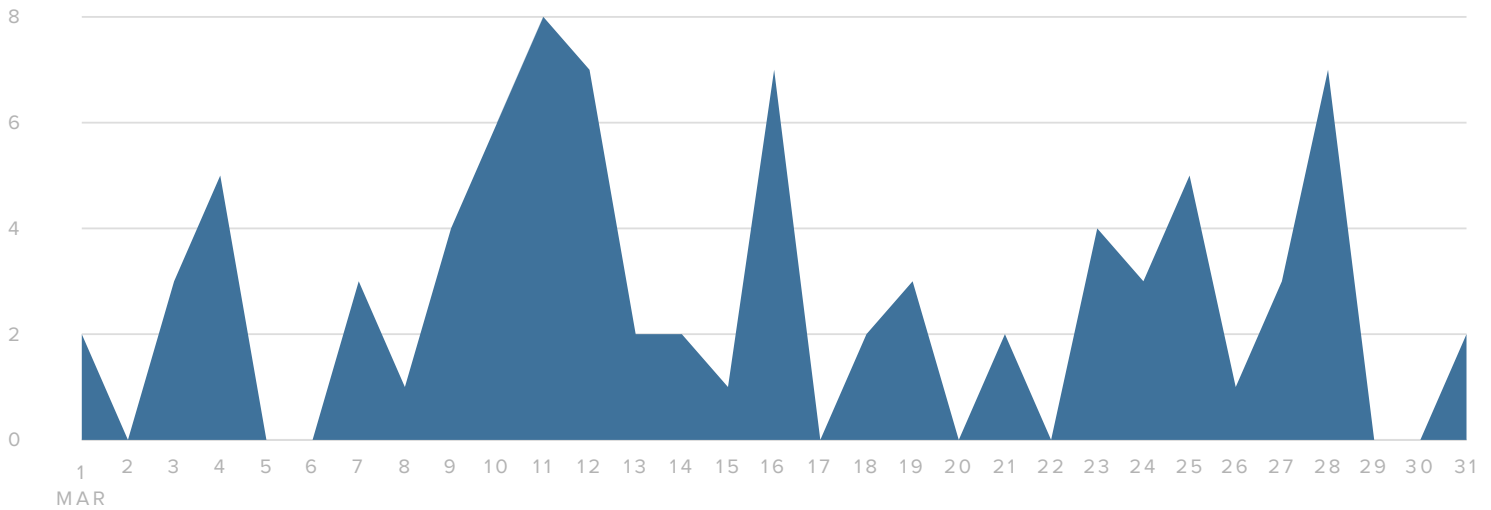


@javieflats  
69 Engagements

## Audience Growth

AUDIENCE GROWTH, BY DAY

■ FOLLOWERS GAINED



### FOLLOWER METRICS

### TOTALS

Total Followers	1,138
Followers Gained	74
People that you Followed	2

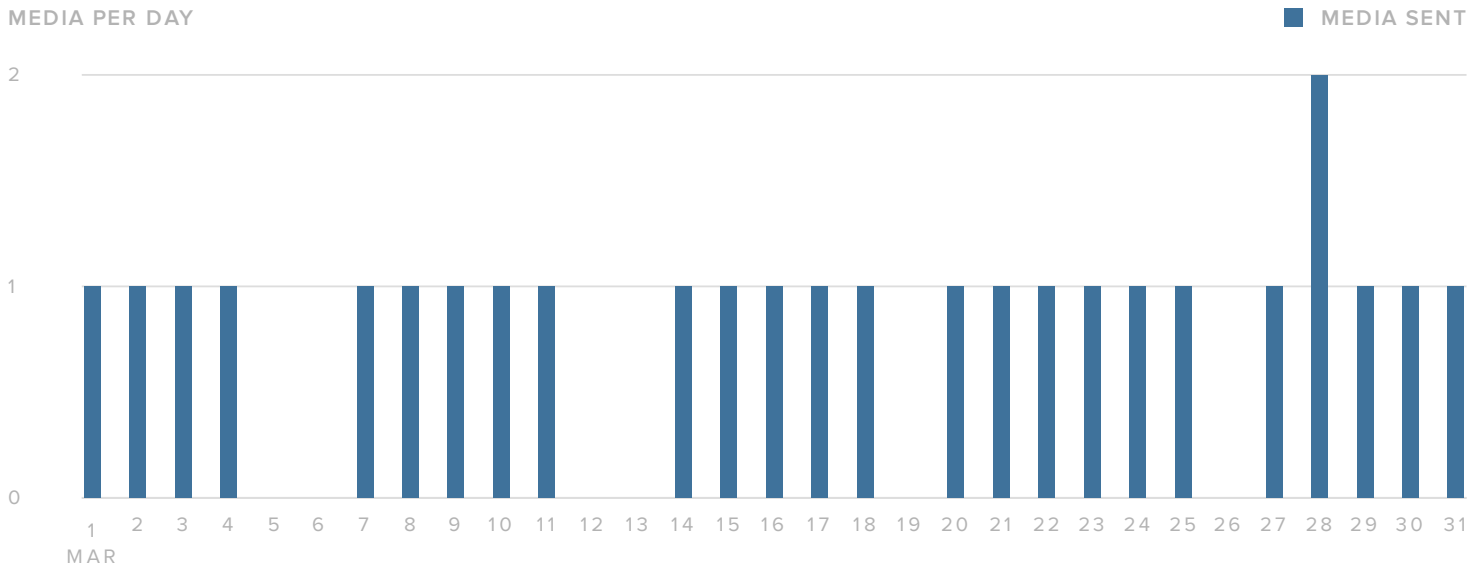
Your new followers decreased by

▼ **3.9%**

since previous month

# Publishing Behavior

MEDIA PER DAY



PUBLISHING METRICS

TOTALS

Photos	26
Videos	–
<b>Total Media</b>	<b>26</b>

The number of media you sent increased by

▲ **13.0%**

since previous month

# Outbound Hashtag Performance

## MOST USED HASHTAGS

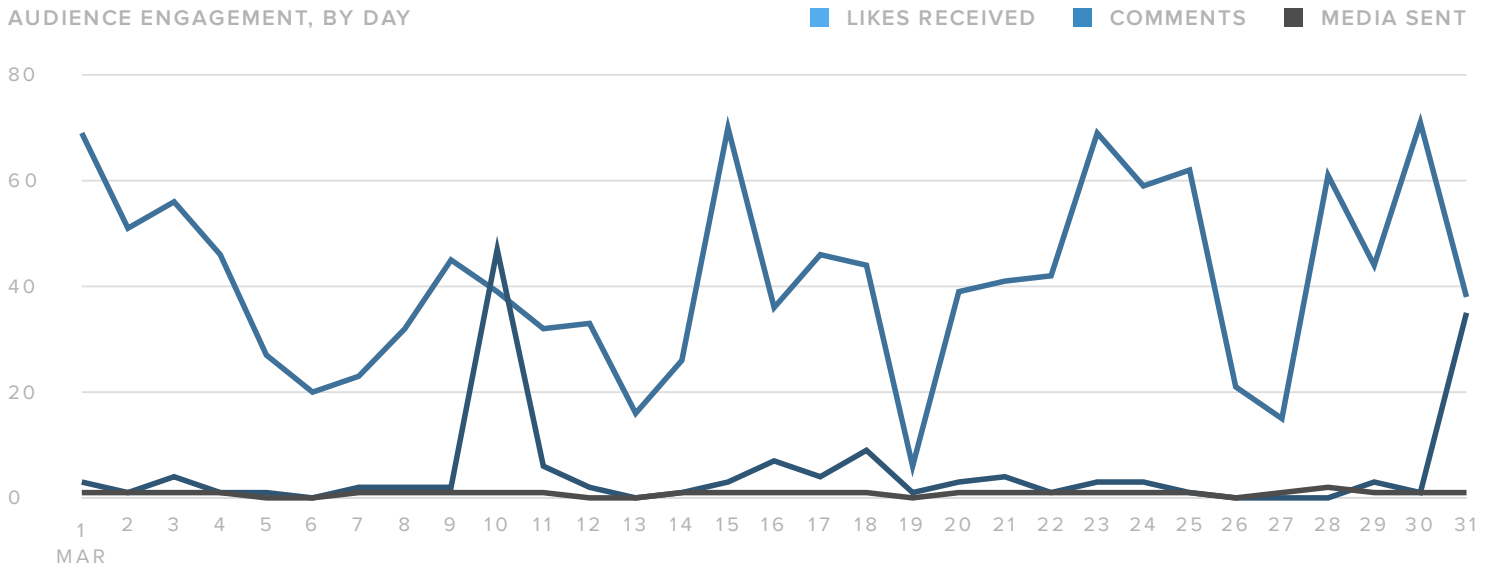
#javieflats	23
#fashion	18
#shoefie	18
#shoes	17
#thatsdarling	15
#travel	13
#comfort	12
#fashiongram	12
#instashoes	11
#style	11

## MOST ENGAGED HASHTAGS

#javieflats	572
#fashion	425
#shoes	387
#thatsdarling	374
#shoefie	356
#fashiongram	300
#style	297
#comfort	275
#instashoes	256
#travel	239

# Audience Engagement

AUDIENCE ENGAGEMENT, BY DAY



ENGAGEMENT METRICS

TOTALS

Likes Received	1,279
Comments Received	150
<b>Total Engagements</b>	<b>1,429</b>

The number of engagements increased by





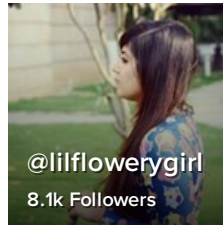
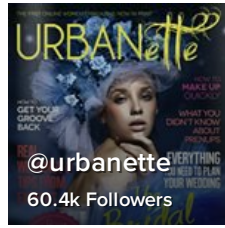

**▲ 24.3%**  
since previous month

Engagements per Follower	1.3
Engagements per Media	55.0


The number of engagements per media increased by

**▲ 9.9%**  
since previous month

## Top Influencers Engaged



## Instagram Stats by Profile

Instagram Profile	Total Followers	Follower Increase	Followers Gained	Media Sent	Comments Sent	Total Engagements	Engagements per Media	Engagements per Follower
 javieflats	1,138	7.0%	74	26	27	1,429	55.0	1.26