



Instagram Profiles Report

for craftartcountertops

Feb 01, 2016 - Feb 29, 2016

The Instagram Profiles Report gives you insight on all social activity across your Instagram accounts using a blend of Instagram metrics and proprietary metrics of our own.


Top Instagram Posts



@craftartcountertops
16 Engagements



@craftartcountertops
15 Engagements

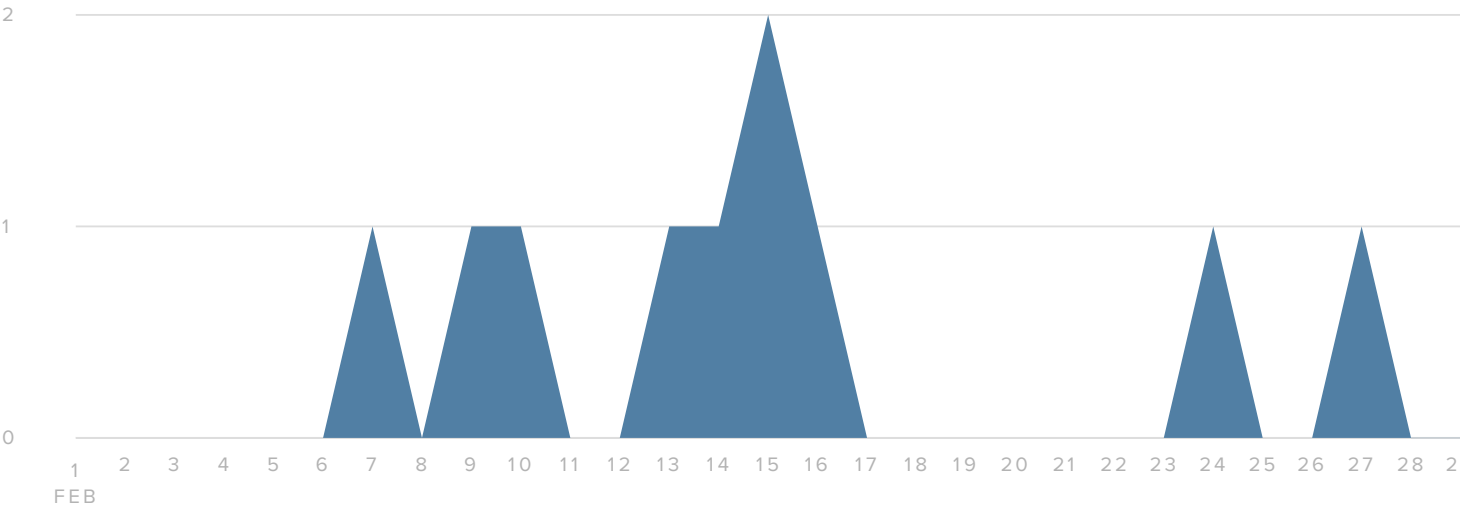


@craftartcountertops
12 Engagements

Audience Growth

AUDIENCE GROWTH, BY DAY

FOLLOWERS GAINED



FOLLOWER METRICS

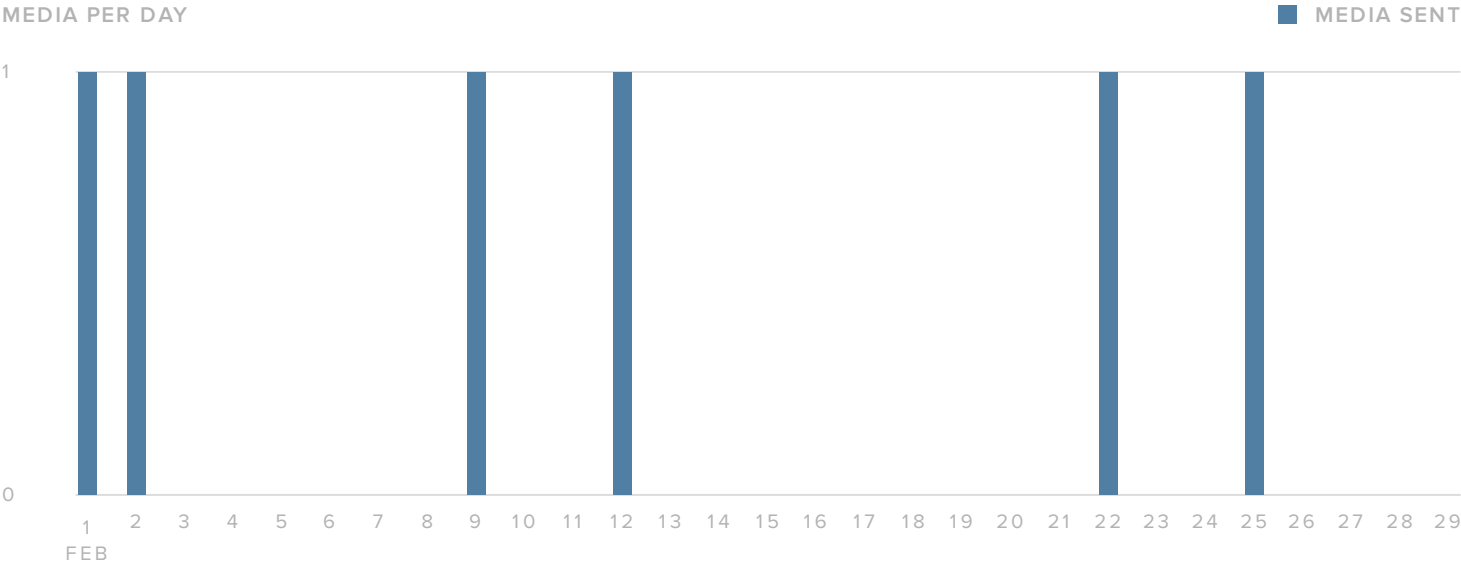
TOTALS

Total Followers	23
Followers Gained	4
People that you Followed	—

Your new followers increased by



Publishing Behavior



PUBLISHING METRICS	TOTALS
Photos	6
Videos	—
Total Media	6

The number of media you sent increased by

—

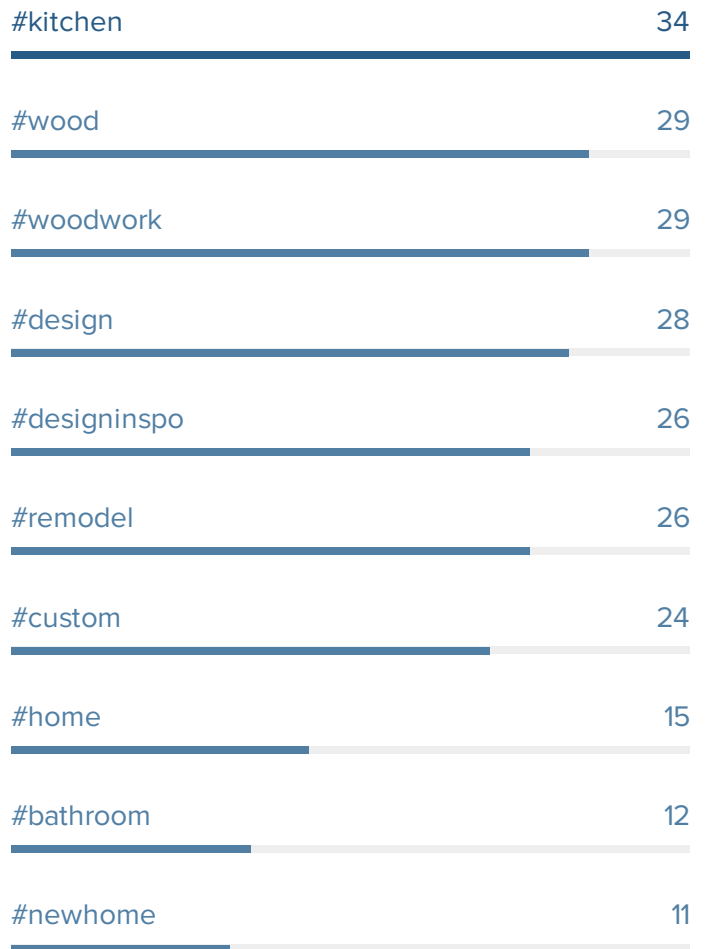
since previous month

Outbound Hashtag Performance

MOST USED HASHTAGS

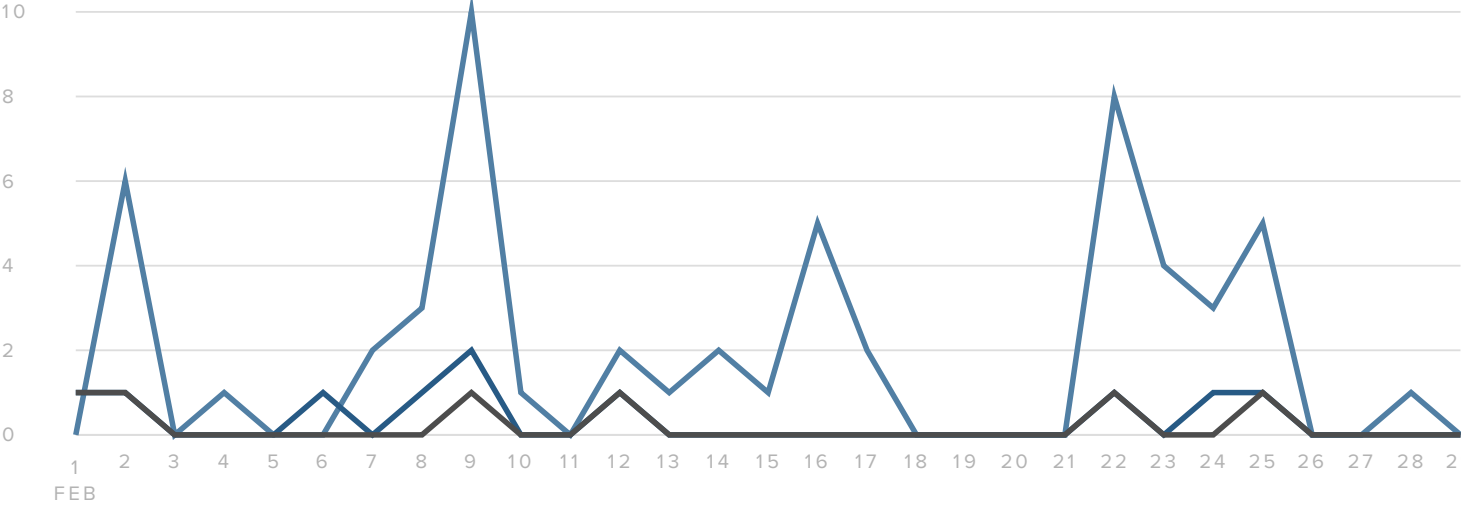


MOST ENGAGED HASHTAGS



Audience Engagement

AUDIENCE ENGAGEMENT, BY DAY



ENGAGEMENT METRICS	TOTALS
Likes Received	57
Comments Received	10
Total Engagements	67
Engagements per Follower	2.9
Engagements per Media	11.2

The number of engagements increased by



since previous month

The number of engagements per media increased by




since previous month

Top Influencers Engaged



Instagram Stats by Profile

Instagram Profile	Total Followers	Follower Increase	Followers Gained	Media Sent	Comments Sent	Total Engagements	Engagements per Media	Engagements per Follower
 craftartcountertops	23	—	23	6	6	67	11.2	2.91