



Instagram Profiles Report

for pilatesinthegrove

Nov 01, 2015 - Nov 30, 2015

The Instagram Profiles Report gives you insight on all social activity across your Instagram accounts using a blend of Instagram metrics and proprietary metrics of our own.

Top Instagram Posts



@pilatesinthegrove

48 Engagements



@pilatesinthegrove

44 Engagements



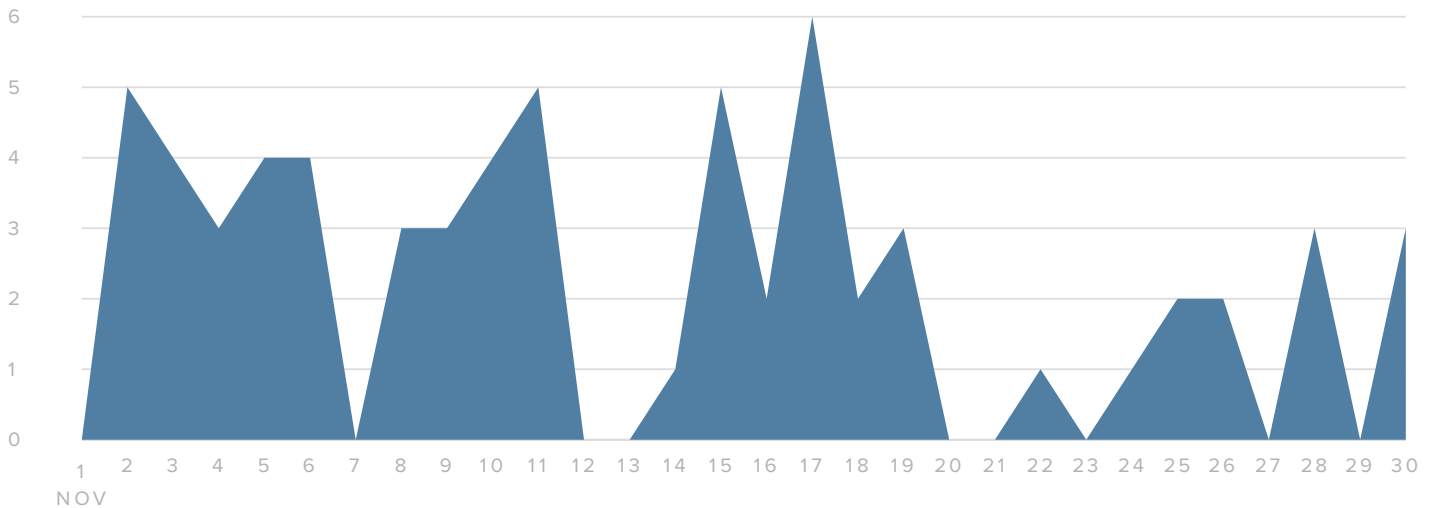
@pilatesinthegrove

40 Engagements

Audience Growth

AUDIENCE GROWTH, BY DAY

■ FOLLOWERS GAINED



FOLLOWER METRICS

TOTALS

Total Followers

709

Followers Gained

58

People that you Followed

26

Your new followers decreased by

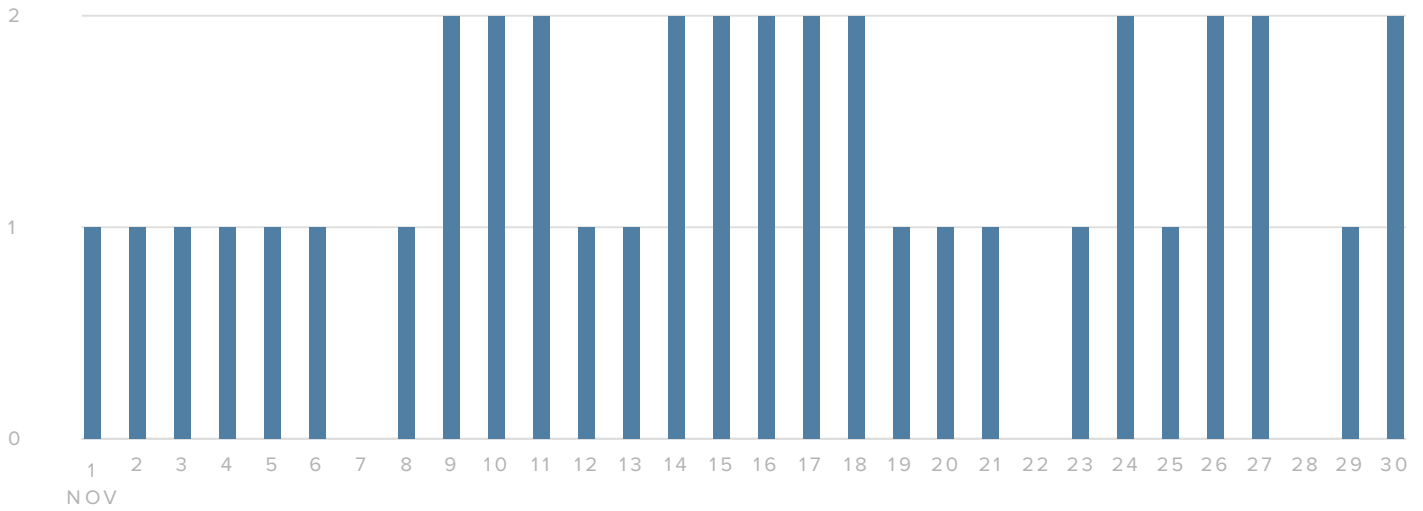
▼ **21.6%**

since previous month

Publishing Behavior

MEDIA PER DAY

MEDIA SENT



PUBLISHING METRICS

TOTALS

Photos	33
Videos	6
Total Media	39

The number of media you sent decreased by

▼ **9.3%**

since previous month

Outbound Hashtag Performance

MOST USED HASHTAGS

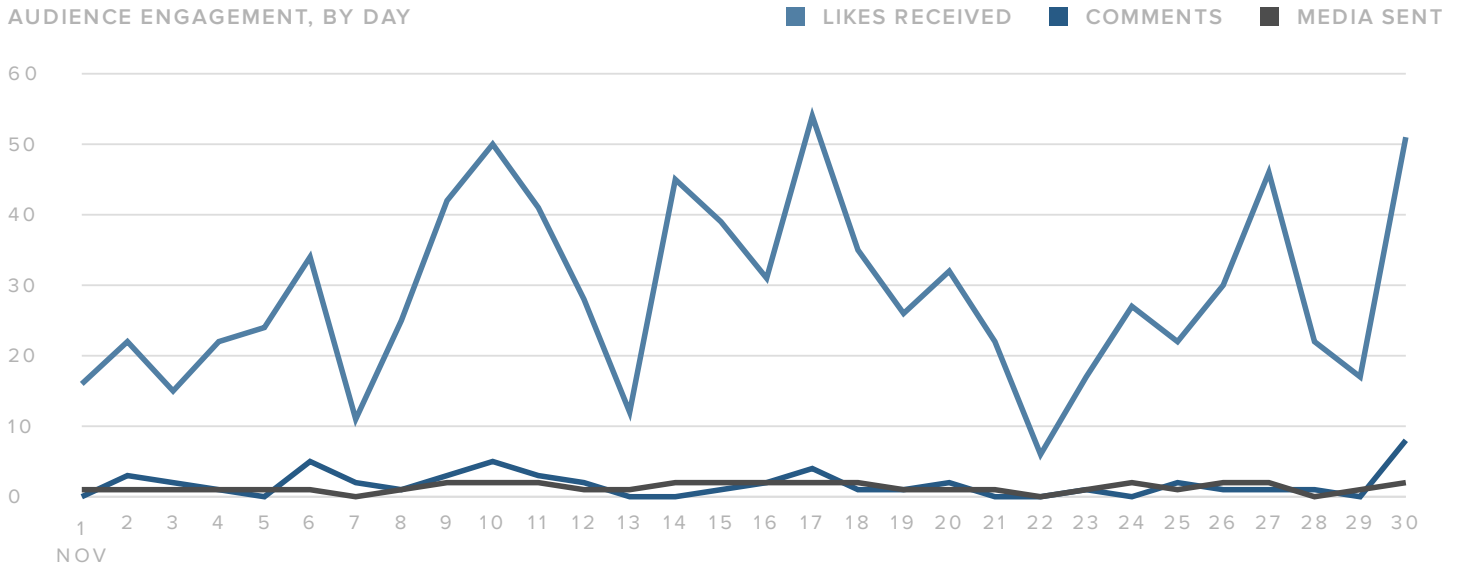
#pilates	33
#pilatesinthegrove	30
#coconutgrove	28
#pilatesinstructor	9
#somi	9
#southmiami	7
#fitfam	6
#reformer	3
#pilatesinthegrovesouthmiami	3
#wellnesswednesday	3

MOST ENGAGED HASHTAGS

#pilates	569
#pilatesinthegrove	551
#coconutgrove	530
#pilatesinstructor	193
#somi	151
#fitfam	123
#southmiami	99
#strength	83
#thankyou	75
#beauty	63

Audience Engagement

AUDIENCE ENGAGEMENT, BY DAY



ENGAGEMENT METRICS

TOTALS

Likes Received 864

Comments Received 52

Total Engagements 916

Engagements per Follower 1.3

Engagements per Media 23.5

The number of engagements decreased by

▼ **6.5%**




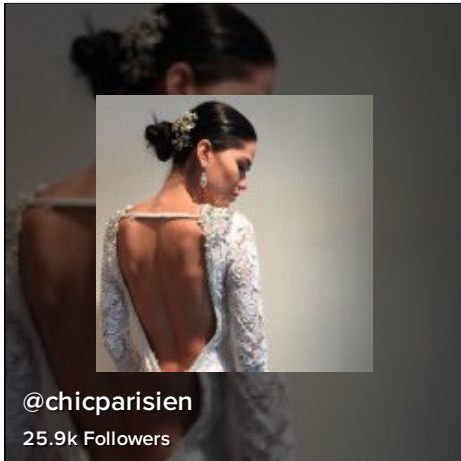
since previous month

The number of engagements per media increased by


▲ **3.1%**

since previous month

Top Influencers Engaged



Instagram Stats by Profile

Instagram Profile	Total Followers	Follower Increase	Followers Gained	Media Sent	Comments Sent	Total Engagements	Engagements per Media	Engagements per Follower
 pilatesinthe grove	709	8.9%	58	39	17	916	23.5	1.29