



# Instagram Profiles Report

for pilatesinthegrove

Nov 01, 2015 - Nov 30, 2015

The Instagram Profiles Report gives you insight on all social activity across your Instagram accounts using a blend of Instagram metrics and proprietary metrics of our own.

## Top Instagram Posts



@pilatesinthegrove

48 Engagements



@pilatesinthegrove

44 Engagements



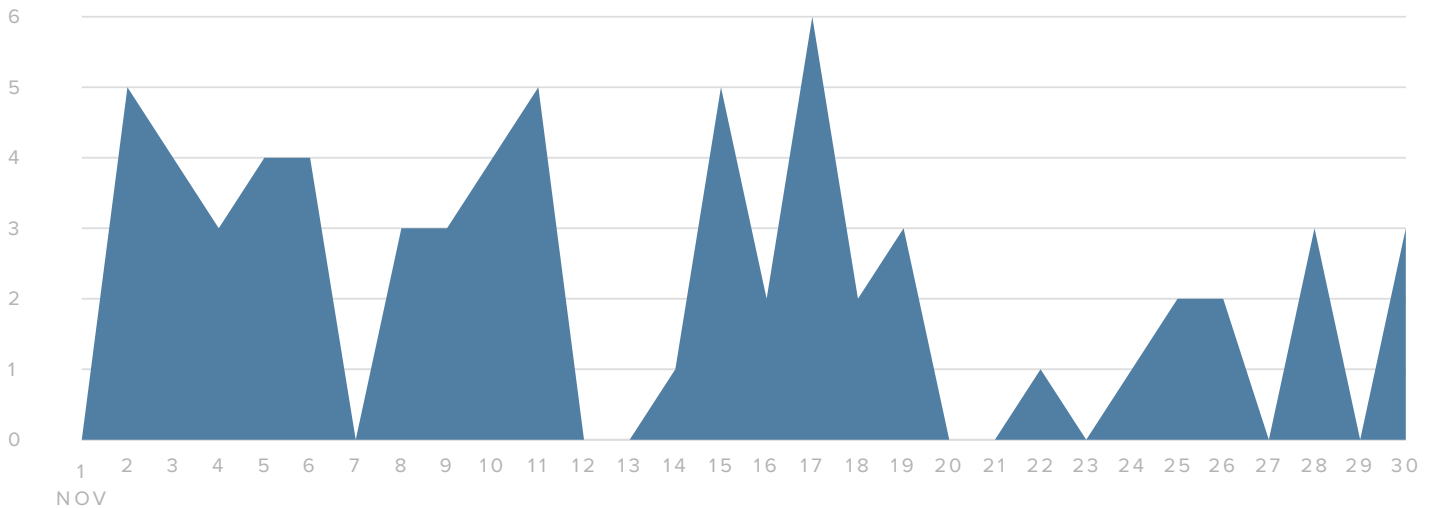
@pilatesinthegrove

40 Engagements

## Audience Growth

AUDIENCE GROWTH, BY DAY

■ FOLLOWERS GAINED



FOLLOWER METRICS

TOTALS

Total Followers

709

Followers Gained

58

People that you Followed

26

Your new followers decreased by

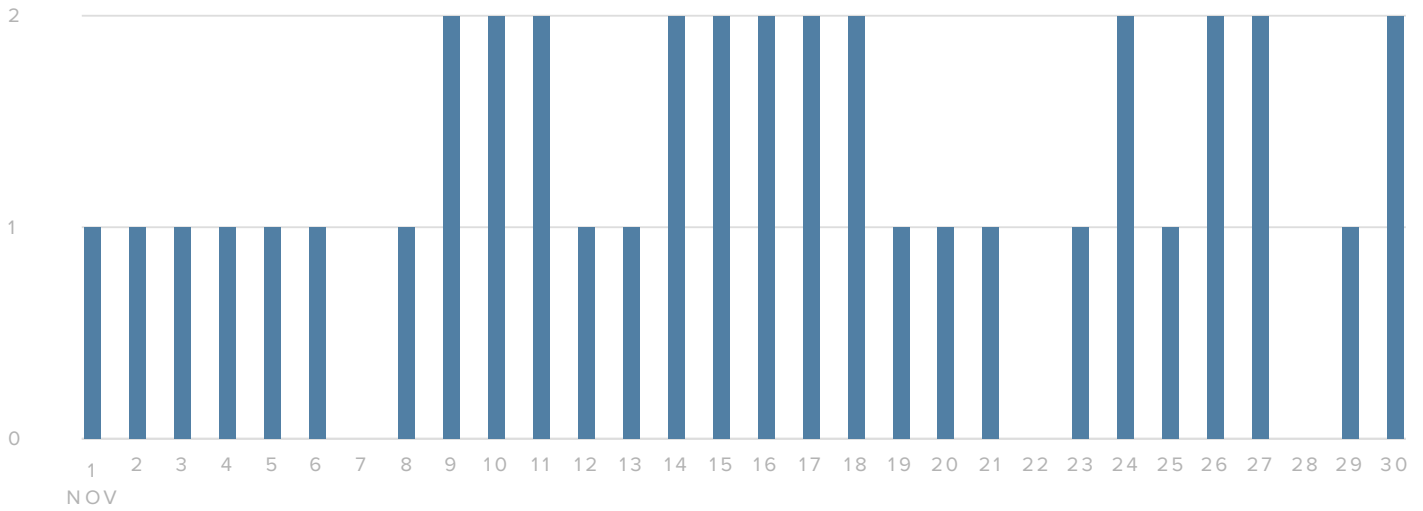
▼ 21.6%

since previous month

# Publishing Behavior

MEDIA PER DAY

MEDIA SENT



PUBLISHING METRICS

TOTALS

Photos	33
Videos	6
<b>Total Media</b>	<b>39</b>

The number of media you sent decreased by

▼ **9.3%**

since previous month

# Outbound Hashtag Performance

## MOST USED HASHTAGS

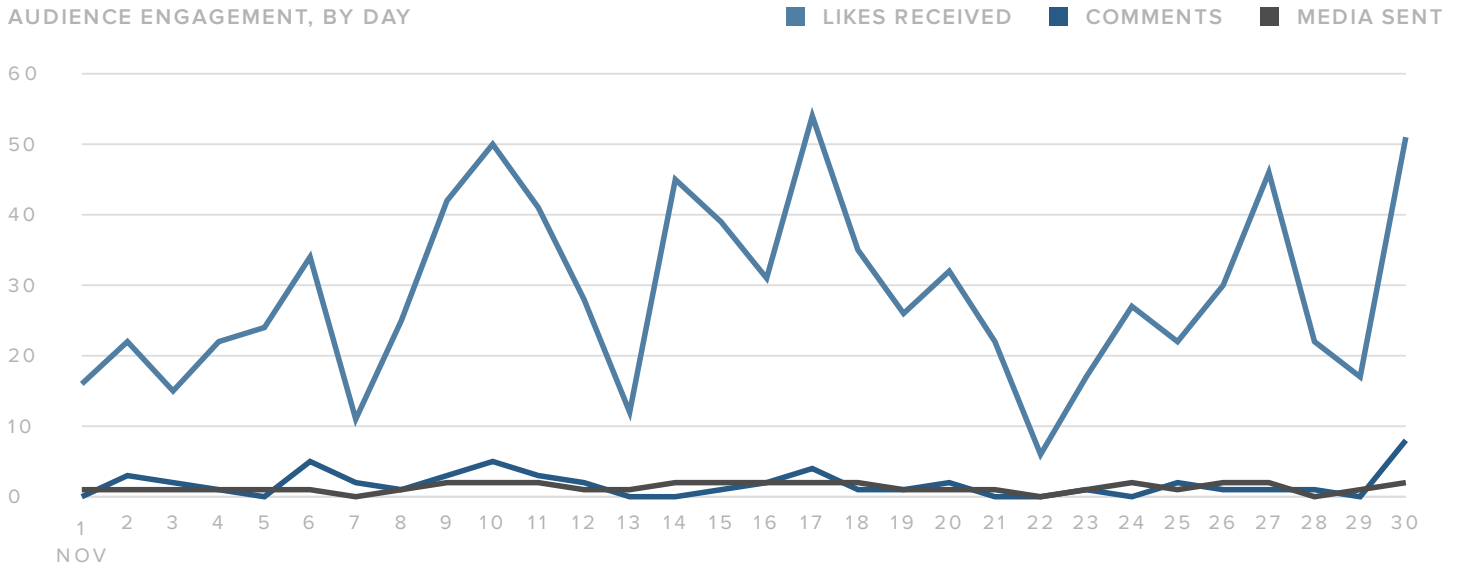
#pilates	33
#pilatesinthegrove	30
#coconutgrove	28
#pilatesinstructor	9
#somi	9
#southmiami	7
#fitfam	6
#reformer	3
#pilatesinthegrovesouthmiami	3
#wellnesswednesday	3

## MOST ENGAGED HASHTAGS

#pilates	569
#pilatesinthegrove	551
#coconutgrove	530
#pilatesinstructor	193
#somi	151
#fitfam	123
#southmiami	99
#strength	83
#thankyou	75
#beauty	63

# Audience Engagement

AUDIENCE ENGAGEMENT, BY DAY



ENGAGEMENT METRICS

TOTALS

Likes Received 864

Comments Received 52

**Total Engagements 916**

Engagements per Follower 1.3

Engagements per Media 23.5

The number of engagements decreased by

▼ **6.5%**




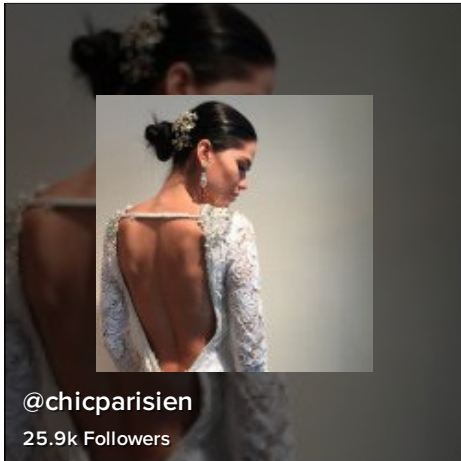
since previous month

The number of engagements per media increased by


▲ **3.1%**

since previous month

## Top Influencers Engaged



## Instagram Stats by Profile

Instagram Profile	Total Followers	Follower Increase	Followers Gained	Media Sent	Comments Sent	Total Engagements	Engagements per Media	Engagements per Follower
 pilatesinthe grove	709	8.9%	58	39	17	916	23.5	1.29